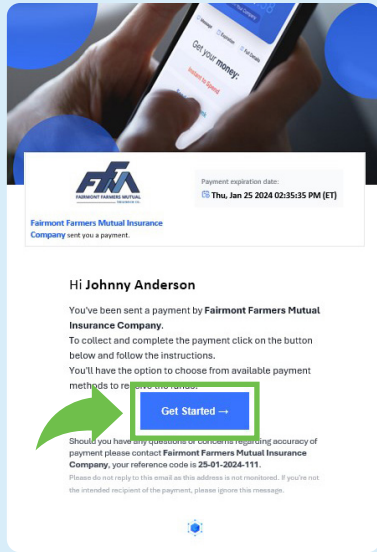
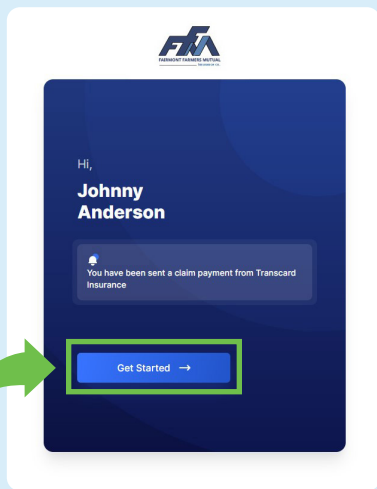


6 Steps to Receive Your Digital Claim Payout

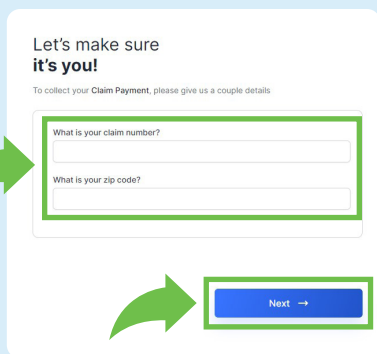
1 Click "Get Started" in your claim payout email.



2 Click "Get Started."



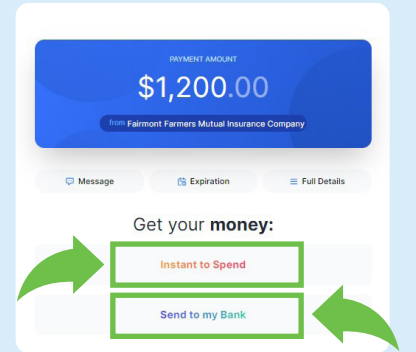
3 Enter your claim number and zip code to verify your identity and click "Next."



4 Choose your preferred payout method.

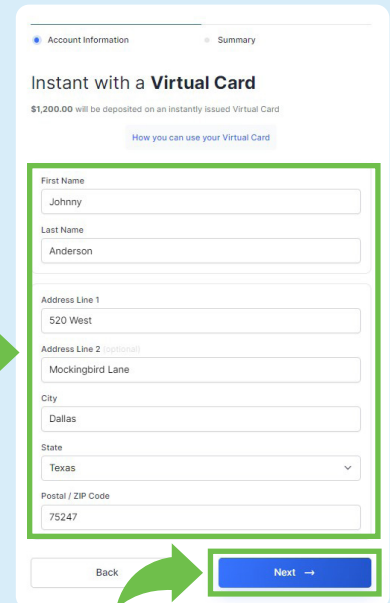
Click "Instant to Spend" to receive a virtual card preloaded with your payout funds.

Click "Send to my Bank" to deposit your funds into your checking or savings account.

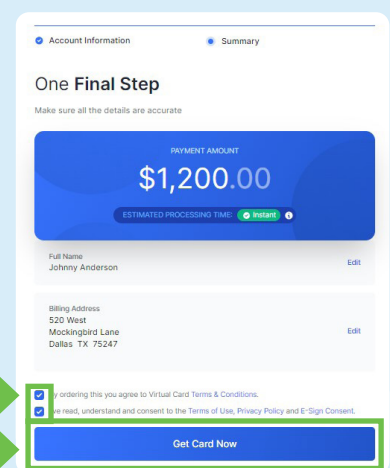


IF YOU CHOOSE "Instant to Spend:"

5 Enter your name and address and click "Next."



6 Review your personal information, agree to the Terms and Privacy Policy and click "Get Card Now."



⑥ Steps to Receive Your Digital Claim Payout

IF YOU CHOOSE "Send to my Bank:"

5

Enter your debit card details and click "Next."

Or click "I'd rather use my routing and account number" to enter your bank account information instead.

Card Details | Account Information | Summary

Enter Your Debit Card Details

\$1,200.00 will be deposited directly to your bank account using your debit card

Name on Debit Card
Debit Card Number
MM / YY

Back | Next ->

[I'd rather use my routing and account number](#)

6

Review your account information, agree to the Terms and Privacy Policy, and click "Deposit."

Bank Details | Account Information | Summary

One Final Step

Make sure all the details are accurate

PAYMENT AMOUNT
\$1,200.00
ESTIMATED PROCESSING TIME: **Instant**

Full Name
Johnny Anderson
Routing Number
111900659
Account Number
12345678901234

It's important to verify your entries to ensure payment is received to your valid bank account.

Billing Address
520 West Mockingbird Lane
Dallas, TX 75247

I've read, understand and consent to the Terms of Use, Privacy Policy and E-Sign Consent.

Deposit \$1,200.00